





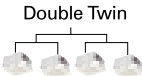




Single phase models

Type	HP	Class	Capacity		Indoor Unit	Outdoor Unit	Ref. No.	Spec. Page
			kW	BTU/h				
 Single	2	18	Cooling	5.0 (1.5-5.6)	17,000 (5,000-19,000)	SPW-XM185H  PNR-XM185	SPW-C186VEH SPW-CR184GVH56B	XME01 37-38 XMS01 39-40
			Heating	5.6 (1.5-6.3)	19,000 (5,000-21,000)			
 Twin	3	25	Cooling	7.1 (2.2-8.0)	24,000 (7,500-27,000)	SPW-XM125H x 2  PNR-XM185	SPW-C256VEH SPW-CR254GVH56B SPW-C256VH	XME02 43-44 XMS02 47-48 XMC01 53-54
			Heating	8.0 (2.2-9.0)	27,000 (7,500-30,000)			
	4	36	Cooling	10.0 (2.2-11.2)	34,000 (7,500-38,000)	SPW-XM185H x 2  PNR-XM185	SPW-C366VEH SPW-CR364GVH56B SPW-C366VH	XME03 43-44 XMS03 47-48 XMC02 53-54
			Heating	11.2 (2.2-12.5)	38,000 (7,500-42,500)			
	4	36	Cooling	10.0 (2.2-11.2)	34,000 (7,500-38,000)	SPW-XM125H x 3  PNR-XM185	SPW-C366VEH SPW-CR364GVH56B SPW-C366VH	XME04 43-44 XMS04 47-48 XMC03 53-54
			Heating	11.2 (2.2-12.5)	38,000 (7,500-42,500)			
 Triple	5	48	Cooling	12.5 (2.7-14.0)	42,500 (9,200-48,000)	SPW-XM165H x 3  PNR-XM185	SPW-C486VEH SPW-CR484GVH56C SPW-C486VH	XME05 43-44 XMS05 47-48 XMC04 53-54
			Heating	14.0 (2.7-16.0)	48,000 (9,200-54,500)			
	6	60	Cooling	14.0 (2.7-15.0)	48,000 (9,200-51,000)	SPW-XM185H x 3  PNR-XM185	SPW-C606VEH SPW-CR604GVH56C	XME06 43-44 XMS06 47-48
			Heating	16.0 (2.7-17.5)	54,500 (9,200-59,500)			
 Double Twin	5	48	Cooling	12.5 (2.7-14.0)	42,500 (9,200-48,000)	SPW-XM125H x 4  PNR-XM185	SPW-C486VEH SPW-CR484GVH56C SPW-C486VH	XME07 43-44 XMS07 47-48 XMC05 53-54
			Heating	14.0 (2.7-16.0)	48,000 (9,200-54,500)			

Three phase models

Type	HP	Class	Capacity		Indoor Unit	Outdoor Unit	Ref. No.	Spec. Page
			kW	BTU/h				
 Twin	3	25	Cooling	7.1 (2.2-8.0)	24,000 (7,500-27,000)	SPW-XM125H x 2  PNR-XM185	SPW-CR254GVH8B	XMS08 47-48
			Heating	8.0 (2.2-9.0)	27,000 (7,500-30,000)			
	4	36	Cooling	10.0 (2.2-11.2)	34,000 (7,500-38,000)	SPW-XM185H x 2  PNR-XM185	SPW-CR364GVH8B	XMS09 47-48
			Heating	11.2 (2.2-12.5)	38,000 (7,500-42,500)			
	4	36	Cooling	10.0 (2.2-11.2)	34,000 (7,500-38,000)	SPW-XM125H x 3  PNR-XM185	SPW-CR364GVH8B	XMS10 47-48
			Heating	11.2 (2.2-12.5)	38,000 (7,500-42,500)			
 Triple	5	48	Cooling	12.5 (2.7-14.0)	42,500 (9,200-48,000)	SPW-XM165H x 3  PNR-XM185	SPW-CR484GVH8B	XMS11 47-48
			Heating	14.0 (2.7-16.0)	48,000 (9,200-54,500)			
	6	60	Cooling	14.0 (2.7-15.0)	48,000 (9,200-51,000)	SPW-XM185H x 3  PNR-XM185	SPW-CR604GVH8B	XMS12 47-48
			Heating	16.0 (2.7-17.5)	54,500 (9,200-59,500)			
 Double Twin	5	48	Cooling	12.5 (2.7-14.0)	42,500 (9,200-48,000)	SPW-XM125H x 4  PNR-XM185	SPW-CR484GVH8B	XMS13 47-48
			Heating	14.0 (2.7-16.0)	48,000 (9,200-54,500)			
	8	70	Cooling	20.0 (6.0-22.4)	68,200 (20,500-76,400)	SPW-X185H x 4  PNR-XM185	SPW-C706VH8	XMB01 57-58
			Heating	22.4 (6.0-25.0)	76,400 (20,500-85,200)			